

PACIFIC MPS SOLUTIONS

PACIFIC DEFENSIVE INCOME PORTFOLIO

GBP Strategy Sheet

AS AT 30 SEP 2024

OVERVIEW

Investment objective

The Portfolio aims to provide a regular income whilst preserving capital, with a bias towards lower risk investments.

Suitability

Designed for investors who seek a regular investment income together with prospects for limited capital growth over not less than 5 years, and to achieve this are prepared to accept some short term potential for capital losses.

Inception date

30 Mar 2012

Yield

3.89%

Asset allocation profile

The portfolio can invest across all asset classes, but it is limited to a maximum equity weighting of 35%.

Risk profile

The portfolio adopts a low to moderate approach to risk and it is anticipated its volatility will not exceed 35% of global market equity volatility.

Benchmarks and Return Objective

ARC Cautious

CHARGES INFORMATION

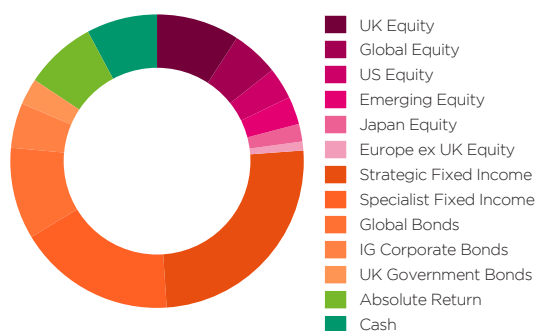
DFM	Transaction Costs	Ongoing Charges Figure	Total Charges*
0.25%	0.20%	0.53%	0.98%

*Total Charges includes all ongoing fund charges and transaction costs. Total excludes adviser and platform charges.

PORTFOLIO HOLDINGS OVERVIEW

Current Asset Allocation (%)

Equity	23.8
Fixed Income	60.5
Diversifying Assets	7.9
Cash	7.8
Total	100.0



Fund Holdings in Detail (%)

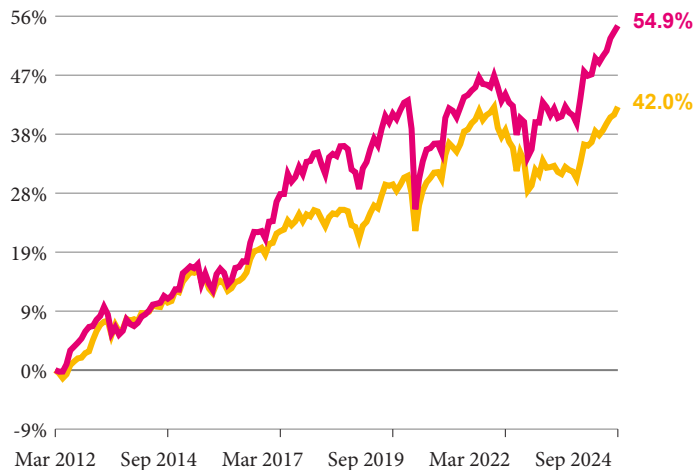
Asset Class	Sub Class	% Holding	%
Equity: 23.8%	UK Equity	Man GLG Income Fund	4.12
		Fidelity Enhanced Income Fund	3.00
		Fidelity Index UK Fund	2.03
	Global Equity	Franklin Templeton Clearbridge Income Fund	3.13
		Fidelity Global Enhanced Income Fund	2.07
	US Equity	FTF ClearBridge US Equity Income	3.49
Emerging Equity	JPM Emerging Markets Income Fund	3.07	
Japan Equity	iShares Japan Equity Index Fund	1.95	
Europe ex UK Equity	BlackRock Continental European Income Fund	0.98	
Fixed Income: 60.5%	Strategic Fixed Income	Close Select Fixed Income Fund	9.02
		TwentyFour Dynamic Bond Fund	8.14
		Merian Global Strategic Bond Fund	7.96
	Specialist Fixed Income	JPM Unconstrained Bond Fund	8.06
		TwentyFour Monument Bond Fund	5.90
	Global Bonds	M&G Emerging Markets Bond Fund	3.46
IG Corporate Bonds	Vanguard Global Bond Index Institutional Plus Hedged Inc GBP	10.10	
UK Government Bonds	L&G Sterling Corporate Bond Index C Inc	4.94	
Absolute Return: 7.9%	Absolute Return	L&G All Stocks Index Linked Gilt Index Trust C Inc	2.90
		LF Ruffer Diversified Return I Inc	4.88
Cash: 7.8%	Cash	Ninety One Diversified Income Fund	3.01
		Cash	7.81

PERFORMANCE AND RISK OVERVIEW

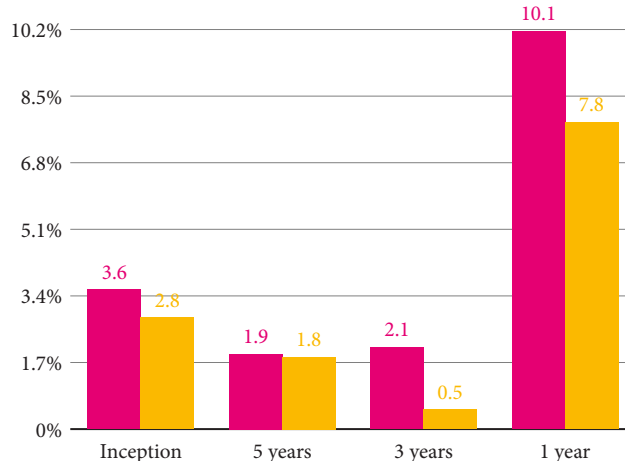
Pacific Defensive Income Portfolio GBP from 30 Mar 2012 to 30 Sep 2024

● Pacific Defensive Income Portfolio GBP ● ARC Cautious

Cumulative Performance (%)



Period Returns (%)



Annual returns (%)

	2017	2018	2019	2020	2021	2022	2023	2024
Portfolio	8.8%	-4.2%	10.7%	-0.6%	3.7%	-5.1%	5.8%	4.9%
ARC	4.5%	-3.6%	8.1%	4.2%	4.2%	-7.6%	3.7%	4.4%

Performance and risk characteristics

	Annualised Compound Return (%)	Annualised Volatility (%)	Sharpe Ratio
Portfolio	3.6%	4.3%	0.6
ARC	2.8%	3.8%	0.5

Year-on-year performance (%)

	30 Sep 19 to 30 Sep 20	30 Sep 20 to 30 Sep 21	30 Sep 21 to 30 Sep 22	30 Sep 22 to 29 Sep 23	29 Sep 23 to 30 Sep 24
Portfolio	-3.4%	7.0%	-8.0%	5.0%	10.1%
ARC	1.5%	6.3%	-8.1%	2.4%	7.8%

Important Information

Past performance is not necessarily a guide to future performance. Performance is shown net of fees. Figures quoted on a bid-to-bid basis in Sterling with income reinvested. The value of your investments and the income derived from them can go down as well as up and may be affected by exchange rate fluctuations. You may not get back the original amount you invested. Investors actual returns may differ from the quoted performance data.

Source: Pacific Asset Management and Bloomberg.

PLEASE GET IN TOUCH

Pacific Asset Management
74 Wigmore Street
London, W1U 2SQ
United Kingdom

Contact us
T +44 20 3970 3100
E info@pacificam.co.uk

www.pacificam.co.uk
For more information,
updates and to find out
more please visit our website

PACIFIC
ASSET MANAGEMENT
MOVE FORWARD

IMPORTANT INFORMATION - FOR AUTHORISED USE ONLY

This document is issued and approved by Pacific Capital Partners Limited (PCP), which is authorised and regulated by the Financial Conduct Authority. This document is intended primarily for internal use, but may be distributed upon request to investment professionals and exempt investors in accordance with the FSMA 2000 (Promotion of Collective Investment Schemes Exemptions Order 2005) for authorised purposes only. It does not constitute advice, an offer or a recommendation to purchase or sell any financial products and you should not rely on the information in making an investment decision. The information and analysis contained herein are based on sources believed to be reliable. However, we do not guarantee their timeliness, accuracy or completeness, nor do we accept liability for any loss or damage resulting from your use or reliance upon this document. Any opinions expressed reflect our current judgment at the date of this document and are subject to change without notice. Past performance is not necessarily a guide to future performance. This report is not directed to or intended for distribution to or use by any person or entity in any jurisdiction where such distribution, publication or use would be unlawful. This document may not be reproduced (in whole or in part), transmitted, modified or used for any public or commercial purpose without the prior written permission of PCP. Pacific Asset Management is a trading name of PCP.