

PACIFIC MPS SOLUTIONS

BALANCED INCOME PORTFOLIO

GBP Strategy Sheet

AS AT 31 MAY 2024

OVERVIEW

Investment objective

The Portfolio aims to provide a regular income and capital growth, balancing capital preservation and equity market exposure.

Suitability

Designed for investors who seek a regular investment income together with capital growth over not less than 5 years and who are prepared to accept periodic capital losses to achieve a high total return.

Inception date

30 Mar 2012

Yield

4.16%

Asset allocation profile

The portfolio can invest across all asset classes, but it is limited to a maximum equity weighting of 85%.

Risk profile

The portfolio adopts a moderate to higher approach to risk and it is anticipated its volatility will not exceed 85% of global market equity volatility.

Benchmarks and Return Objective

ARC Balanced | CPI + 3

CHARGES INFORMATION

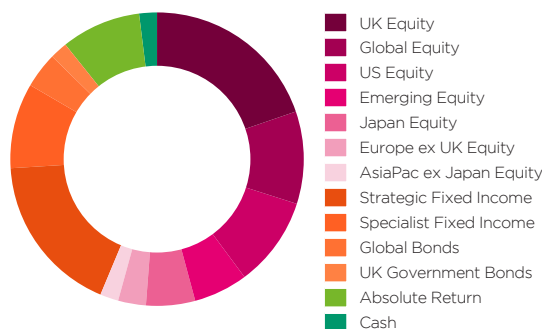
DFM	Transaction Costs	Ongoing Charges Figure	Total Charges*
0.25%	0.20%	0.60%	1.05%

*Total Charges includes all ongoing fund charges and transaction costs. Total excludes adviser and platform charges.

PORTFOLIO HOLDINGS OVERVIEW

Current Asset Allocation (%)

Equity	56.3
Fixed Income	33.0
Diversifying Assets	8.8
Cash	2.0
Total	100.0



Fund Holdings in Detail (%)

Asset Class	Sub Class	% Holding	%
Equity: 56.3%	UK Equity	Man GLG Income Fund	7.41
		Fidelity Enhanced Income Fund	7.15
		Fidelity Index UK Fund	5.18
	Global Equity	Franklin Templeton Clearbridge Income Fund	6.13
		Fidelity Global Enhanced Income Fund	4.05
	US Equity	Fidelity Index US Fund	6.00
		FTF ClearBridge US Equity Income	3.91
	Emerging Equity	JPM Emerging Markets Income Fund	5.97
	Japan Equity	iShares Japan Equity Index Fund	5.41
	Europe ex UK Equity	BlackRock Continental European Income Fund	3.06
AsiaPac ex Japan Equity	L&G Pacific Index Trust	2.03	
Fixed Income: 33.0%	Strategic Fixed Income	TwentyFour Dynamic Bond Fund	6.94
		Close Select Fixed Income Fund	5.89
		Merian Global Strategic Bond Fund	4.88
	Specialist Fixed Income	TwentyFour Monument Bond Fund	4.92
		M&G Emerging Markets Bond Fund	4.47
	Global Bonds	Vanguard Global Bond Index Institutional Plus Hedged Inc GBP	3.93
UK Government Bonds	L&G All Stocks Index Linked Gilt Index Trust C Inc	1.92	
Absolute Return: 8.8%	Absolute Return	LF Ruffer Diversified Return I Inc	4.86
		Ninety One Diversified Income Fund	3.92
Cash: 2.0%	Cash	2.0	1.96

Source: Pacific Asset Management. Holdings and allocations are subject to change. Totals may not sum to 100% due to rounding.

PERFORMANCE AND RISK OVERVIEW

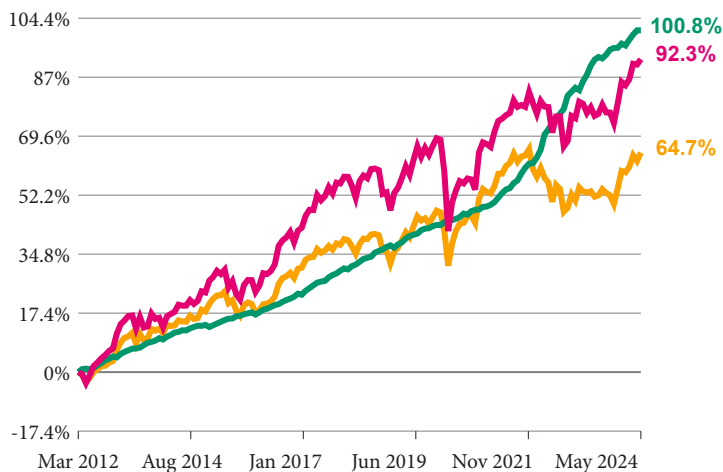
Balanced Income Portfolio GBP from 30 Mar 2012 to 31 May 2024

● Balanced Income Portfolio GBP

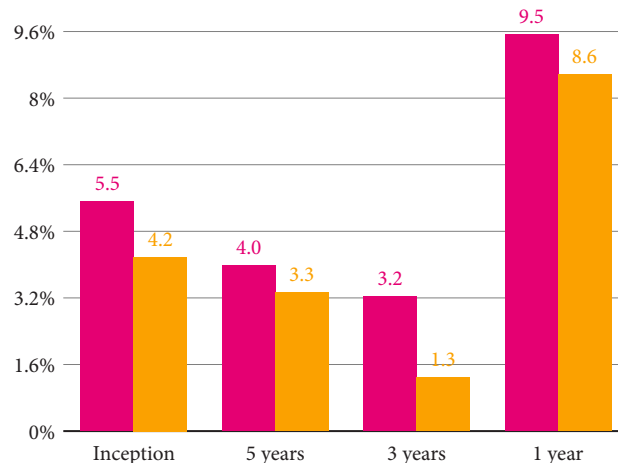
● ARC Balanced

● CPI + 3

Cumulative Performance (%)



Period Returns (%)



Annual returns (%)

	2017	2018	2019	2020	2021	2022	2023	2024
Portfolio	11.2%	-6.3%	14.4%	-0.7%	8.8%	-4.2%	6.1%	3.6%
ARC	6.7%	-5.1%	11.7%	4.3%	7.6%	-9.1%	5.8%	3.4%
CPI + 3	6.1%	5.2%	4.4%	3.7%	8.6%	13.8%	7.1%	2.0%

Performance and risk characteristics

	Annualised Compound Return (%)	Annualised Volatility (%)	Sharpe Ratio
Portfolio	5.5%	7.5%	0.6
ARC	4.2%	6.1%	0.5
CPI + 3	5.9%	1.6%	3.2

Year-on-year performance (%)

	31 May 19 to 29 May 20	31 May 20 to 28 May 21	31 May 21 to 31 May 22	31 May 22 to 31 May 23	31 May 23 to 31 May 24
Portfolio	-3.0%	13.8%	2.0%	-1.5%	9.5%
ARC	1.3%	11.9%	-1.7%	-2.7%	8.6%
CPI + 3	3.6%	5.2%	12.3%	12.0%	4.5%

Important Information

Past performance is not necessarily a guide to future performance. Performance is shown net of fees. Figures quoted on a bid-to-bid basis in Sterling with income reinvested. The value of your investments and the income derived from them can go down as well as up and may be affected by exchange rate fluctuations. You may not get back the original amount you invested. Investors actual returns may differ from the quoted performance data.

Source: Pacific Asset Management and Bloomberg.

PLEASE GET IN TOUCH

Pacific Asset Management
74 Wigmore Street
London, W1U 2SQ
United Kingdom

Contact us
T +44 20 3970 3100
E info@pacificam.co.uk

www.pacificam.co.uk
For more information,
updates and to find out
more please visit our website

PACIFIC
ASSET MANAGEMENT
MOVE FORWARD

IMPORTANT INFORMATION - FOR AUTHORISED USE ONLY

This document is issued and approved by Pacific Capital Partners Limited (PCP), which is authorised and regulated by the Financial Conduct Authority. This document is intended primarily for internal use, but may be distributed upon request to investment professionals and exempt investors in accordance with the FSMA 2000 (Promotion of Collective Investment Schemes Exemptions Order 2005) for authorised purposes only. It does not constitute advice, an offer or a recommendation to purchase or sell any financial products and you should not rely on the information in making an investment decision. The information and analysis contained herein are based on sources believed to be reliable. However, we do not guarantee their timeliness, accuracy or completeness, nor do we accept liability for any loss or damage resulting from your use or reliance upon this document. Any opinions expressed reflect our current judgment at the date of this document and are subject to change without notice. Past performance is not necessarily a guide to future performance. This report is not directed to or intended for distribution to or use by any person or entity in any jurisdiction where such distribution, publication or use would be unlawful. This document may not be reproduced (in whole or in part), transmitted, modified or used for any public or commercial purpose without the prior written permission of PCP. Pacific Asset Management is a trading name of PCP.